



Dialogue

Scene

Panel

1

Action Notes

Exterior, Fred's family home; workshop in rear



Dialogue


Scene

Panel

1

Action Notes

On Fred, about to pull down a welder's mask



Dialogue


Scene

Panel

2

Action Notes

He pulls it down




Dialogue

Action Notes

He raises a blowtorch

Scene Panel




Dialogue

Action Notes

He turns it on; flame reflects on visor

Scene Panel

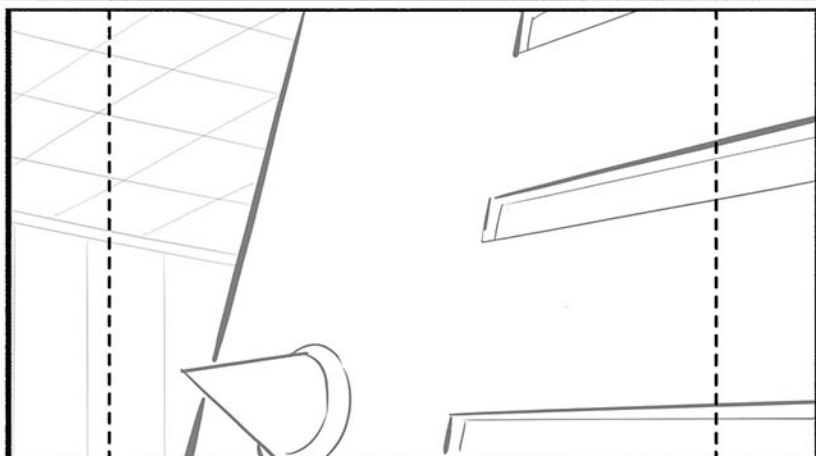


Dialogue

Action Notes

Cut to side of Mystery Machine tank

Scene Panel



Dialogue

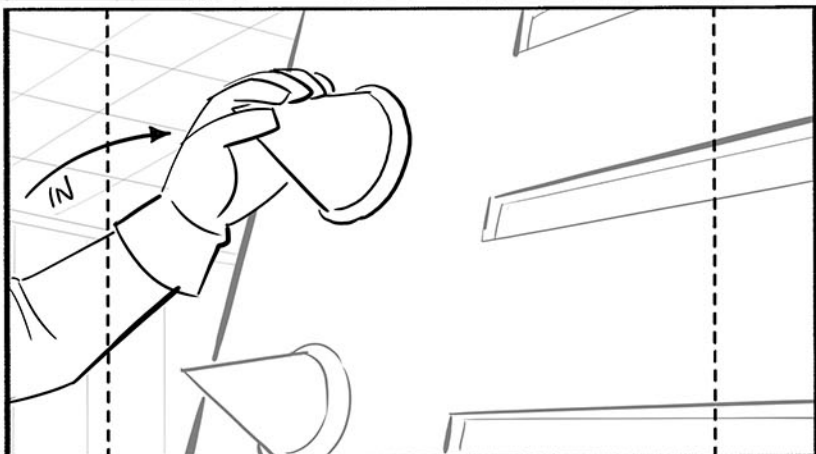
Scene

Panel

2

Action Notes

Fred places a spike on it



Dialogue

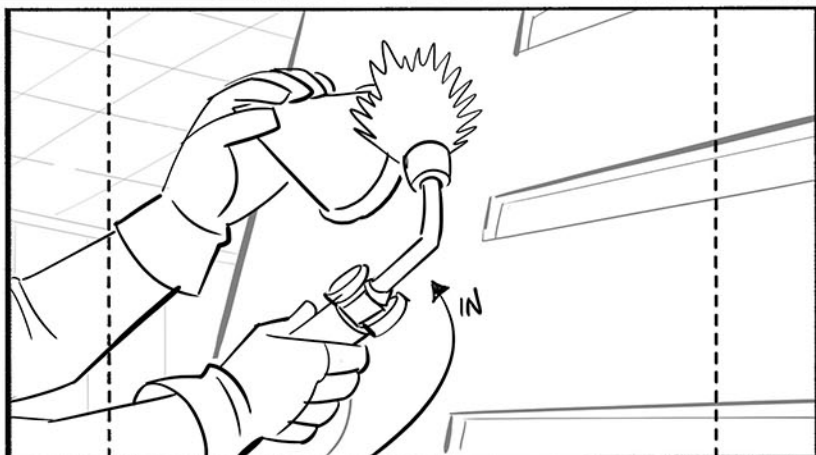
Scene

Panel

3

Action Notes

He raises the lit blowtorch to start welding



H/L

Dialogue

Scene

Panel

1

Action Notes

Wide on Fred welding (backlit FX)



Dialogue

Scene

Panel

2

Action Notes

Velma pulls a
cart into frame
loaded with
Bot armor



Dialogue

Scene

Panel

3

Action Notes

Velma pushes
the cart from
the other end



Dialogue


Scene


Panel


1


Action Notes

Close on Scooby,
looking at goggles



Dialogue	Scene	Panel 2
		
Action Notes Truck out as he and Shaggy both put on goggles. Their eyeballs are magnified.		

Dialogue	Scene	Panel 3
		
Action Notes They blink		

Dialogue	Scene	Panel 4
		
Action Notes Open eyes again (repeat blink cycle)		

Dialogue


Scene

Panel

5

Action Notes

Velma and Daphne drop helmets onto their heads; they slump from the weight



Dialogue

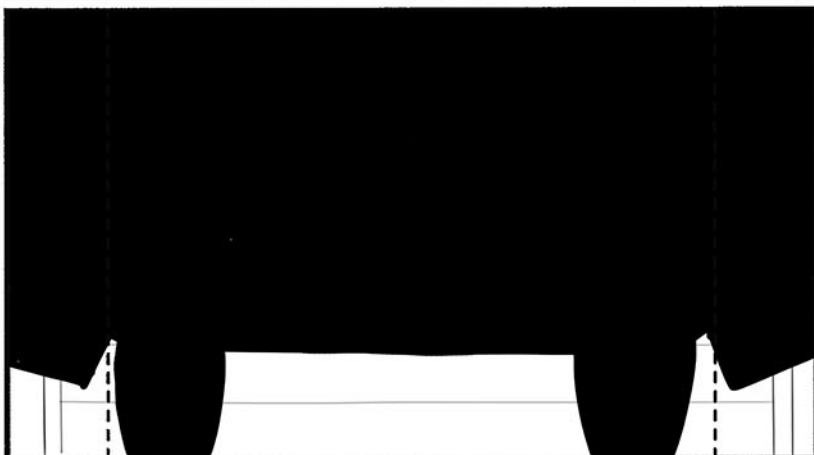
Scene

Panel

1

Action Notes

Cut to underside of Mystery Machine



Dialogue

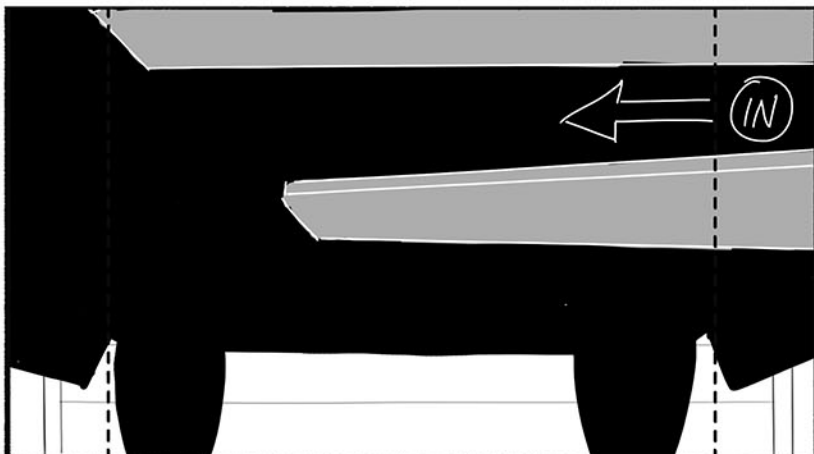
Scene

Panel

2

Action Notes

Forklift arms slide in

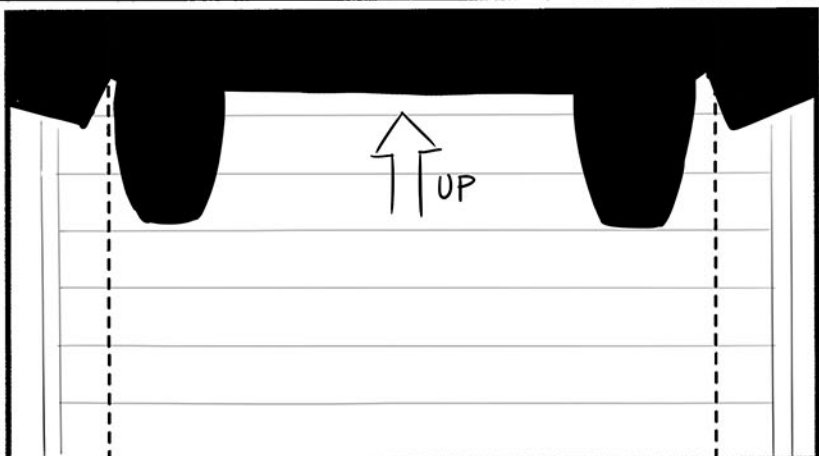


Dialogue

Action Notes

Forklift arms
lift Mystery
Machine up

Scene Panel 3




Dialogue

Action Notes

Frank pushes
a rack into frame

Scene Panel 4

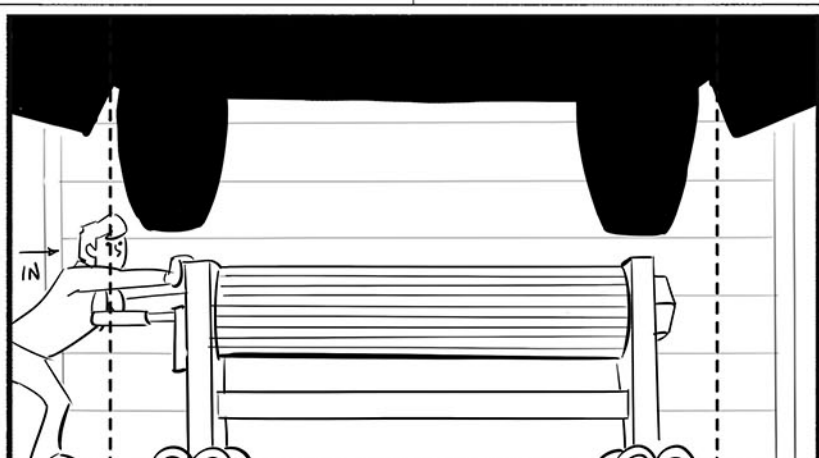


Dialogue

Action Notes

He STOPS

Scene Panel 5



Dialogue


Scene

Panel

6

Action Notes

He starts turning
a crank on the
side of the rack



Dialogue

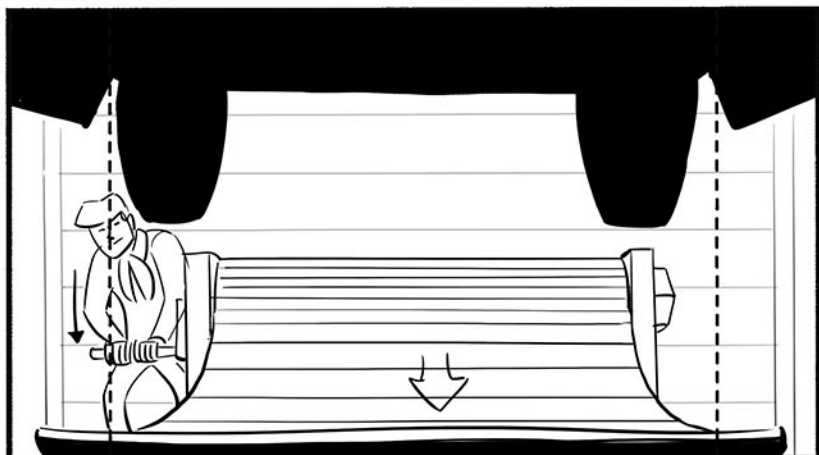
Scene

Panel

7

Action Notes

Tank treads roll
off the rack
toward camera



Dialogue

Scene

Panel

1

Action Notes

Velma steps toward
Scooby holding
body armor



Dialogue


Scene

Panel

2

Action Notes

She places it over Scooby's chest. (The back piece is already in place)



Dialogue


Scene

Panel

3

Action Notes

Daphne reaches OS



Dialogue


Scene

Panel

4

Action Notes

She brings in a power drill and gives it a spin



Dialogue

Scene

Panel

5

Action Notes

She starts drilling the armor together. Scooby immediately straightens and shudders from the vibration.



Dialogue


Scene

Panel

1

Action Notes

Fred pushes a rod into the MM's wheel



Dialogue

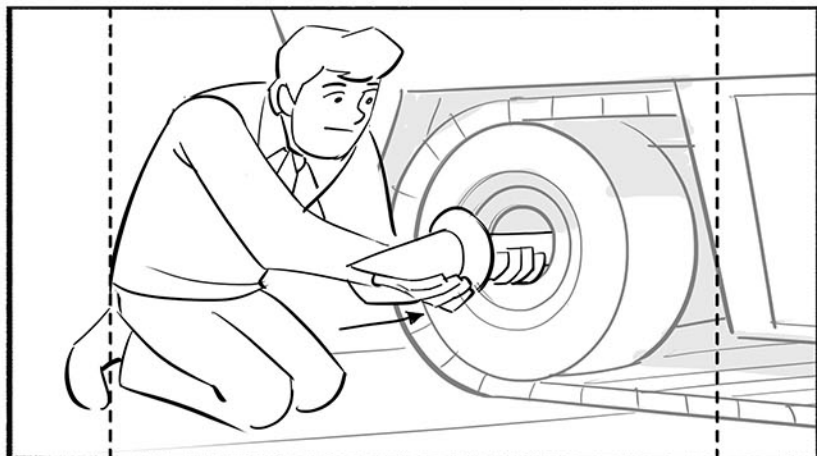
Scene

Panel

2

Action Notes

Continued




Dialogue

Action Notes

He finishes and leans back

Scene Panel 3

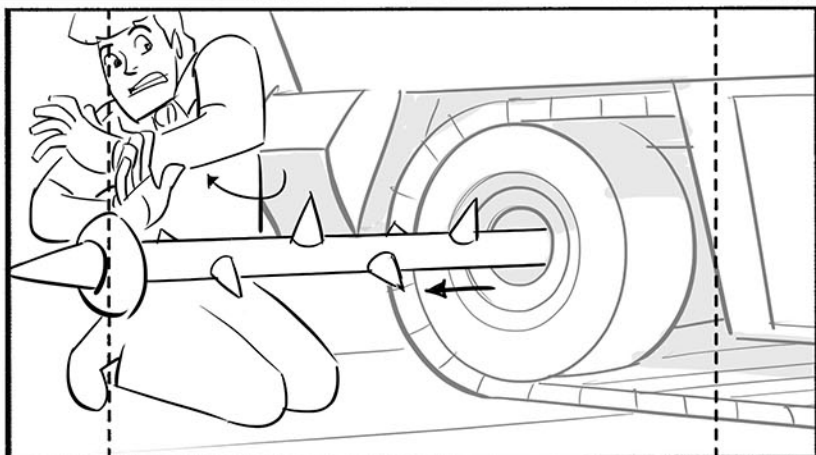


Dialogue

Action Notes

He flinches as it slides out and spikes pop out of it

Scene Panel 4

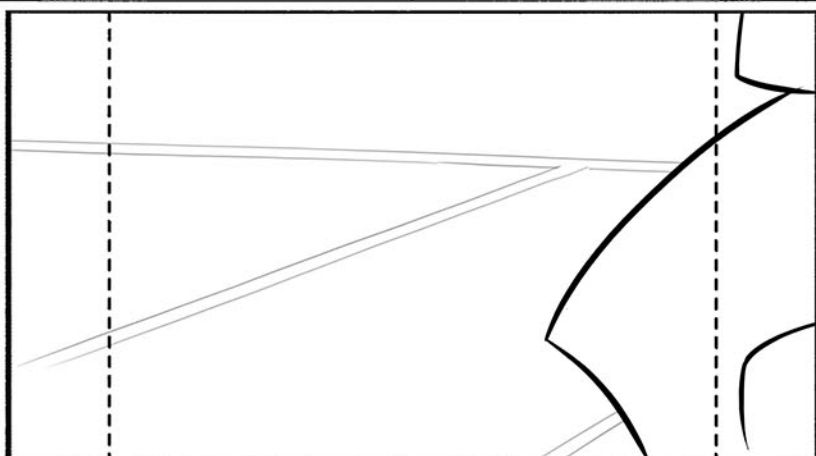


Dialogue

Action Notes

Cut to Scooby's right leg

Scene Panel 1

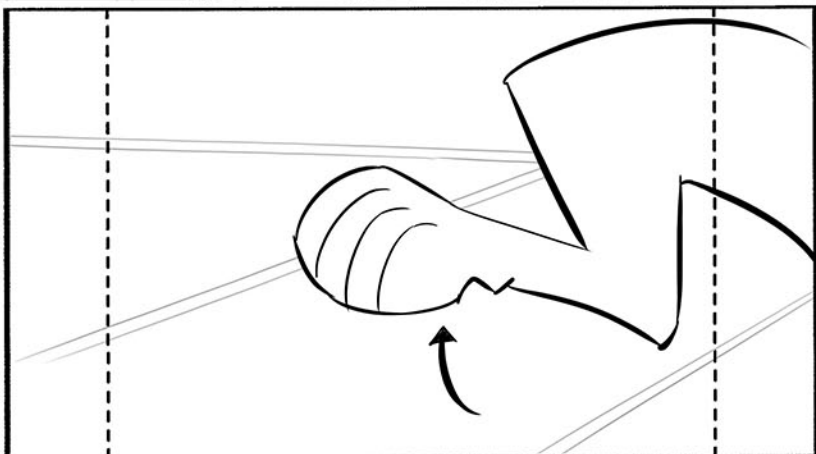


Dialogue

Action Notes

He raises his foot

Scene Panel 2

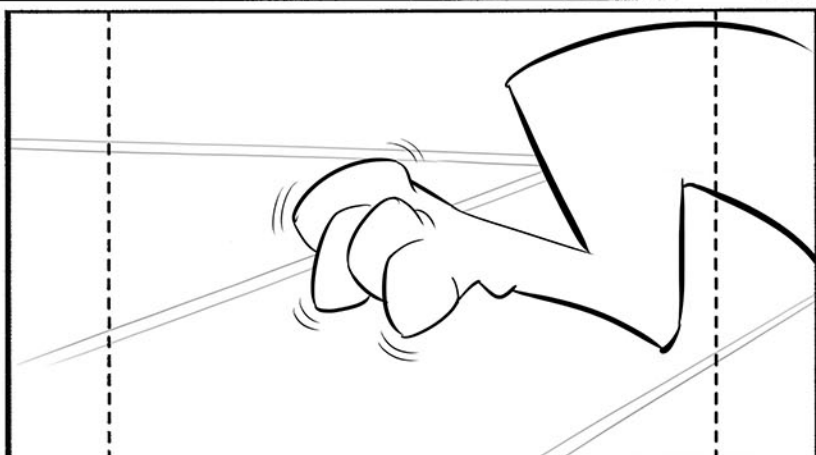


Dialogue

Action Notes

-wiggles his toes

Scene Panel 3



Dialogue

Action Notes

Velma slides a robot boot onto his foot

Scene Panel 4



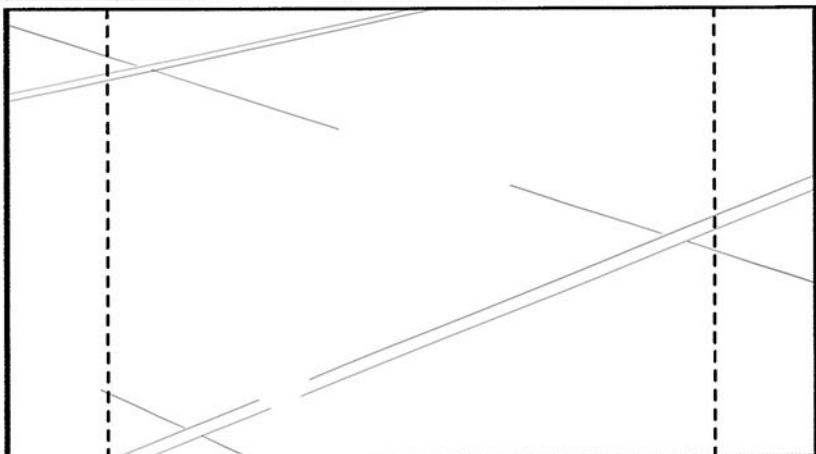


Dialogue

Scene Panel 1

Action Notes

Cut to nearby angle

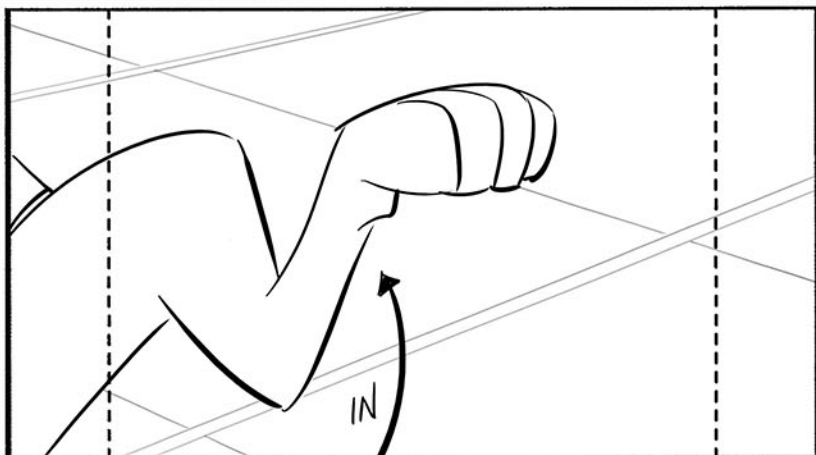


Dialogue

Scene Panel 2

Action Notes

Scooby raises his left leg up

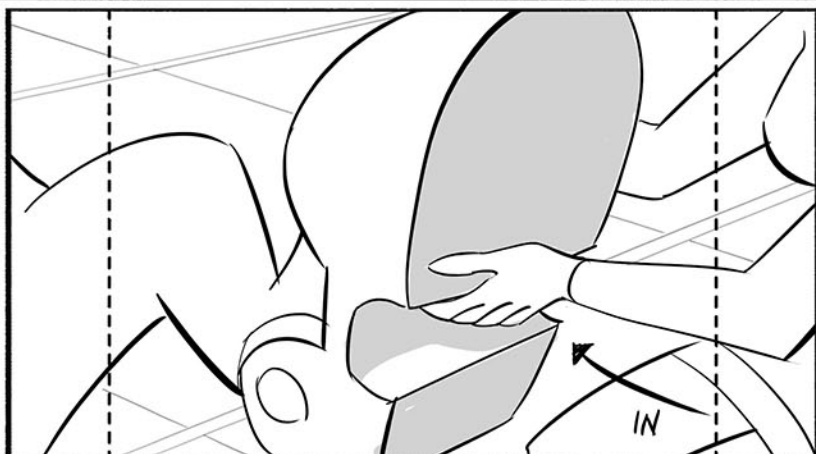


Dialogue

Scene Panel 3

Action Notes

Daphne places a boot on it



Dialogue


Scene

Panel

1

Action Notes

Wide on Scooby wearing both boots



Dialogue


Scene

Panel

2

Action Notes

His left boot drops heavily to the floor



Dialogue


Scene

Panel

3

Action Notes

Velma moves away as Scooby loses his balance



Dialogue

Scene

Panel

4

Action Notes

She runs OS as he topples back into bot parts. Boots remain planted.



Dialogue

Scene

Panel

1

Action Notes

Cut to view of Fred over roof of MM



Dialogue

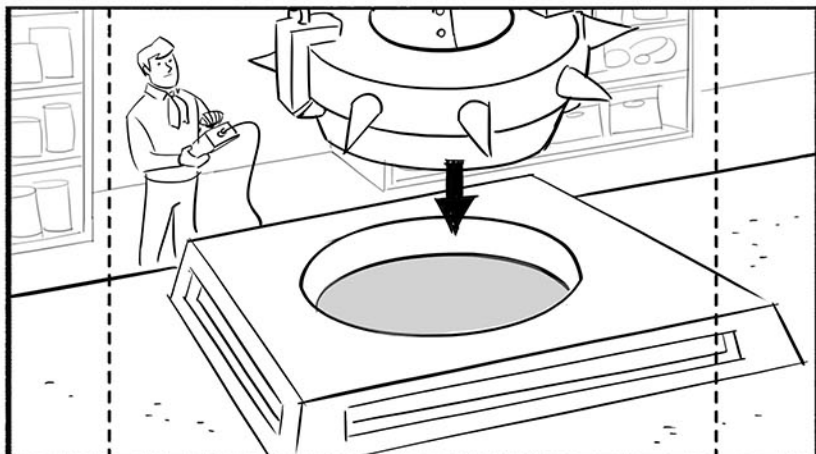
Scene

Panel


2

Action Notes

assembly is lowered into position




Dialogue
Action Notes

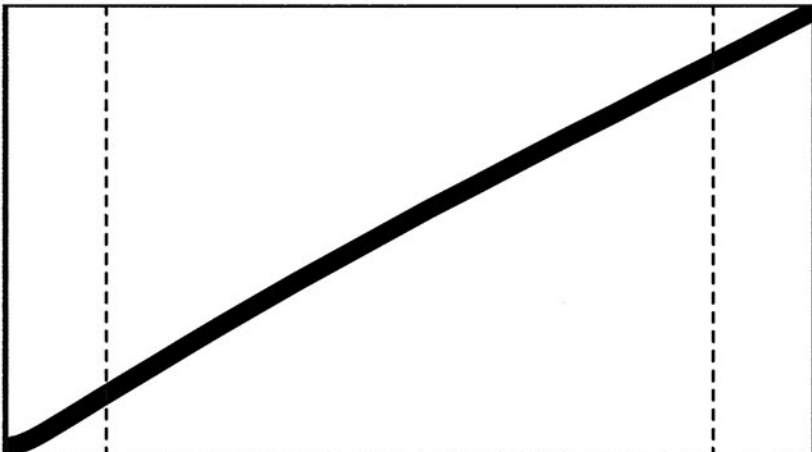
Scene	Panel 3
	

H/U
▽

Dialogue
Action Notes

Scene	Panel 1
	

Dialogue
Action Notes

Scene	Panel
	

Dialogue

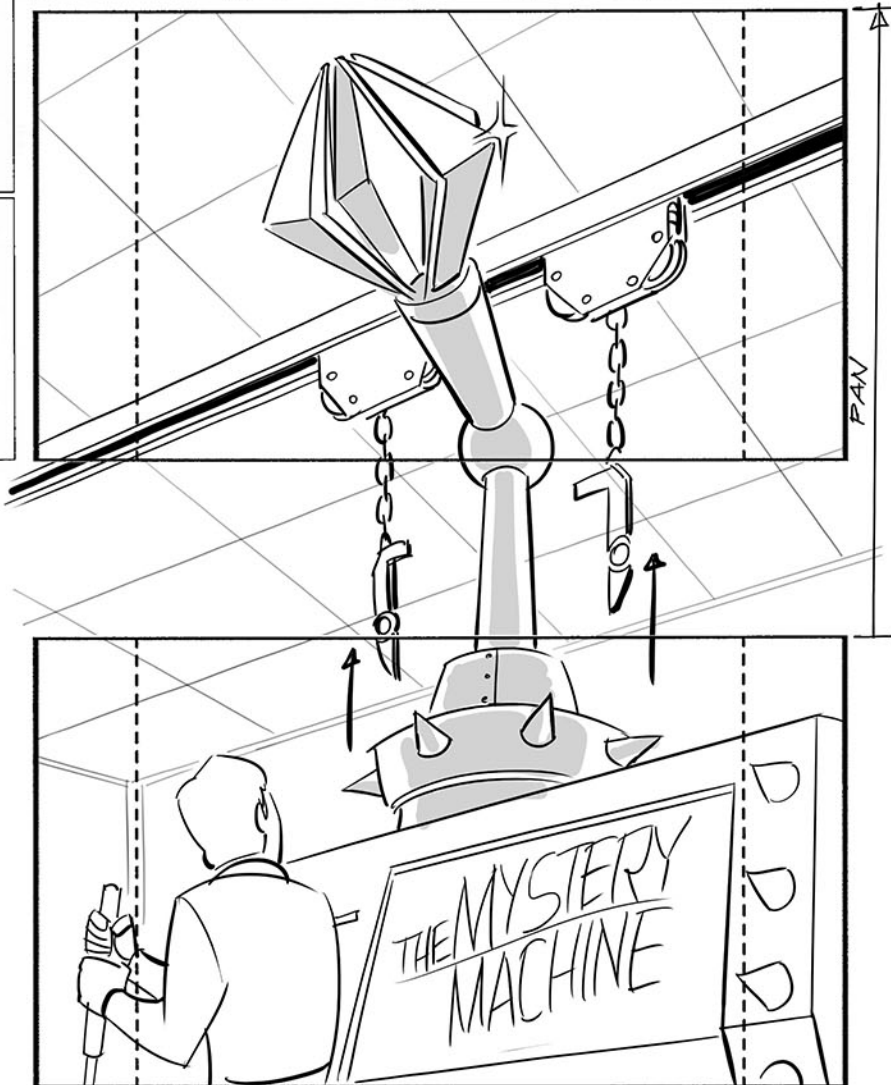
Scene

Panel

2

Action Notes

Pan up as clamps release and retract upward; giant claw arm glints



Dialogue


Velma tightens a bolt on Scooby's wrist

Scene


Panel

1

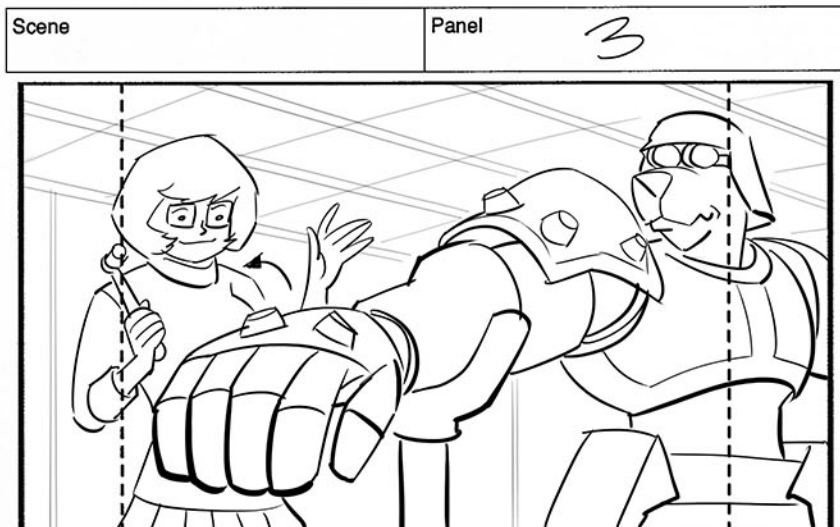
Action Notes



Dialogue
Action Notes
B pose for A/B cycle




Dialogue
Action Notes
She leans back



H/U
▽

Dialogue
Action Notes
On Scooby, concentrating



Dialogue

Scene Panel 2

Action Notes

His face distorts with effort



Dialogue

Scene Panel 3

Action Notes

Continued



Dialogue

Scene Panel 4

Action Notes

Continued





Dialogue

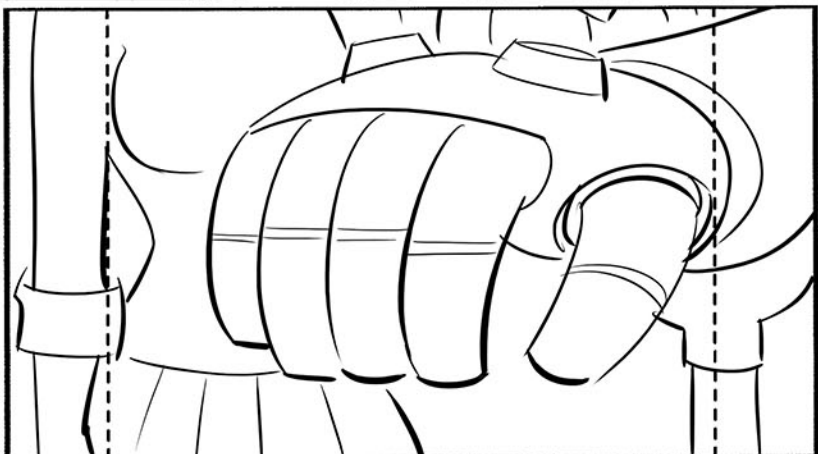
Scene

Panel

1

Action Notes

Close on
Scooby's hand



Dialogue

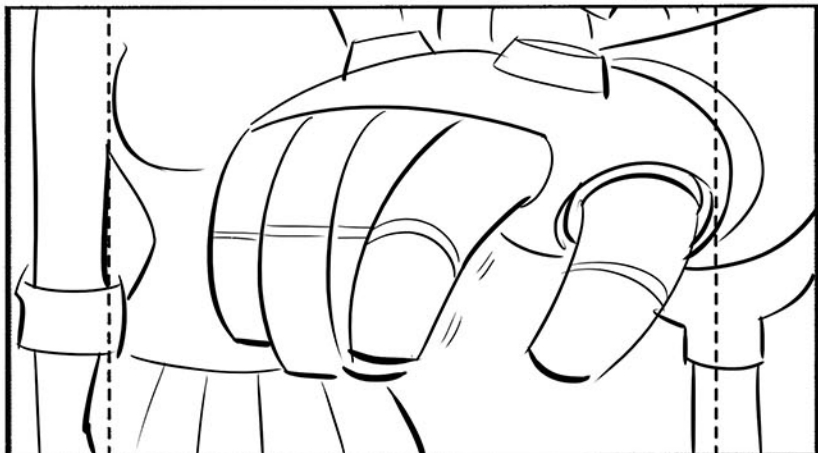
Scene

Panel

2

Action Notes

His finger slowly
rises with a creak




Dialogue

Scene

Panel

Action Notes



Dialogue

Scene

Panel

3

Action Notes

Pan up to Velma and Daphne, unimpressed



PAN

Dialogue

Scene

Panel

4

Action Notes

They glance at each other





Dialogue

Action Notes

Cut to bathroom door; flushing SFX

Scene Panel 1



Dialogue

Action Notes

Shaggy walks out

Scene Panel 2



Dialogue

Action Notes

He reacts as the claw arm descends in from above

Scene Panel 3



Dialogue

Scene

Panel 4

Action Notes

It lifts him up



Dialogue

Scene

Panel 5

Action Notes

Continued




Dialogue

Scene

Panel 1

Action Notes

On Fred, controlling the arm



Dialogue


Scene

Panel

2

Action Notes

It yanks Shaggy through FG



Dialogue


Scene

Panel

3

Action Notes

Fred turns to watch



Dialogue


Scene

Panel

1

Action Notes

Arm hauls Shaggy into scene



Dialogue


Scene

Panel

2

Action Notes

He stops in midair



Dialogue


Scene

Panel

3

Action Notes

Pan down with Shaggy as the arm drops him into a suit of armor



PAN

Dialogue


Scene

Panel

4

Action Notes

He settles into it



Dialogue


Scene

Panel

5

Action Notes

-raises his arms



H/U

Dialogue


Scene

Panel

1

Action Notes

Cut to reverse;
Shaggy admiring his
armor. Fred steps
to a stop



Dialogue


Scene

Panel

2

Action Notes

Shaggy makes a fist and unclenches it (twice)



Dialogue

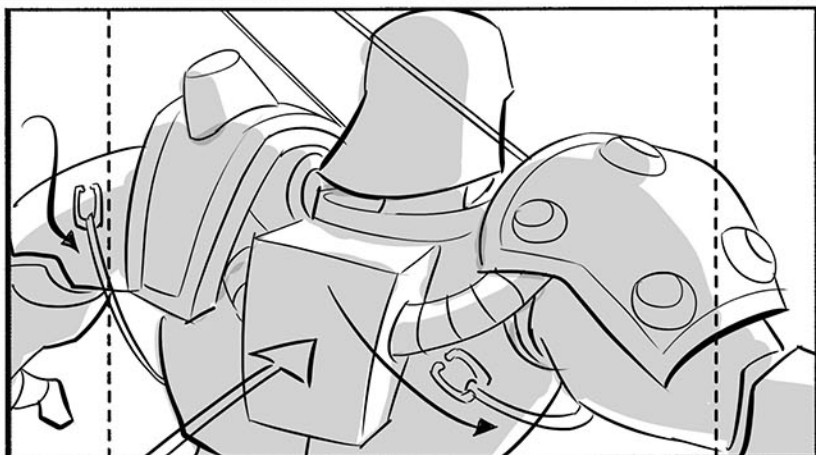
Scene

Panel

3

Action Notes

Shaggy steps forward, small clamps pop off



Dialogue

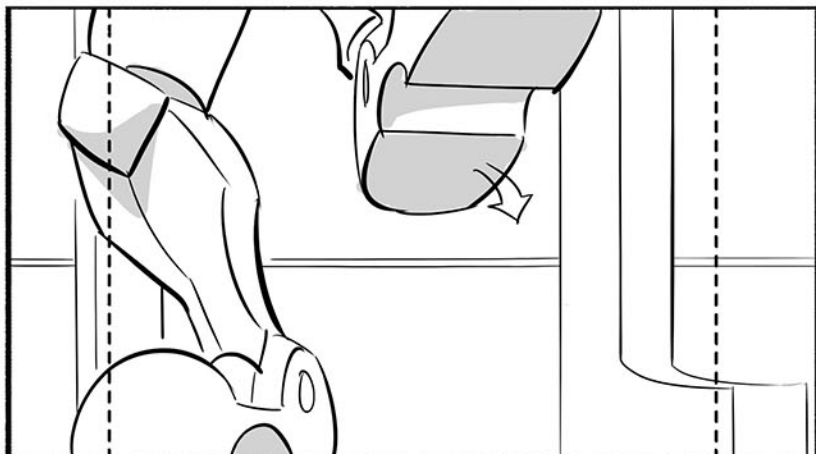
Scene

Panel

1

Action Notes

On Shaggy's feet; left foot about to drop



Dialogue

Scene

Panel

2

Action Notes

Left foot SLAMS
DOWN (cam shake)



H/U
A

Dialogue


Scene

Panel

1

Action Notes

All watch Shaggy
as he prepares
to take another
step.



Dialogue

Scene

Panel

2

Action Notes

He steps forward



Dialogue


Scene

Panel

3

Action Notes

pan with Shaggy
as he starts to
stumble forward



PAN

Dialogue


Scene

Panel

4

Action Notes

He knocks over shelves as he goes into a run



Dialogue

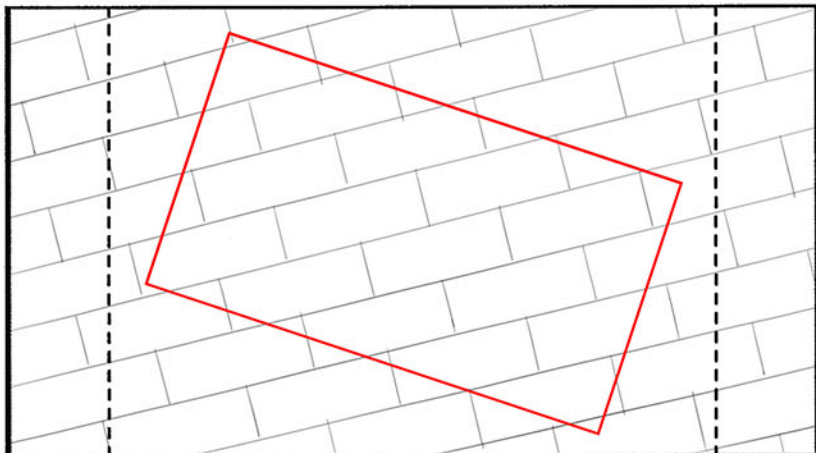
Scene

Panel

1

Action Notes

POV shot:
twist truck in
on brick wall



Dialogue

Scene

Panel

1

Action Notes

Shaggy stumbles
toward cam
(speed blur BG)




Dialogue

Scene Panel 2

Action Notes

Shaggy runs toward
cam in a panic,
about to hit the wall

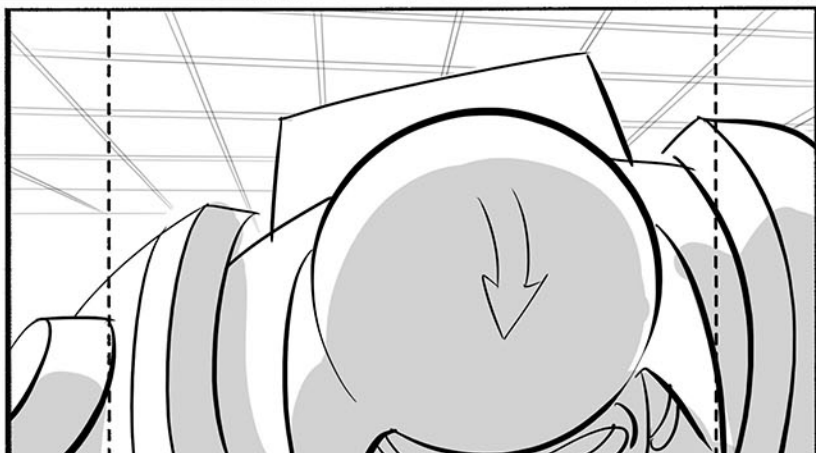


Dialogue

Scene Panel 3

Action Notes

He stops and his
head bobs down.
Dissolve to
normal BG.



Dialogue

Scene Panel 4

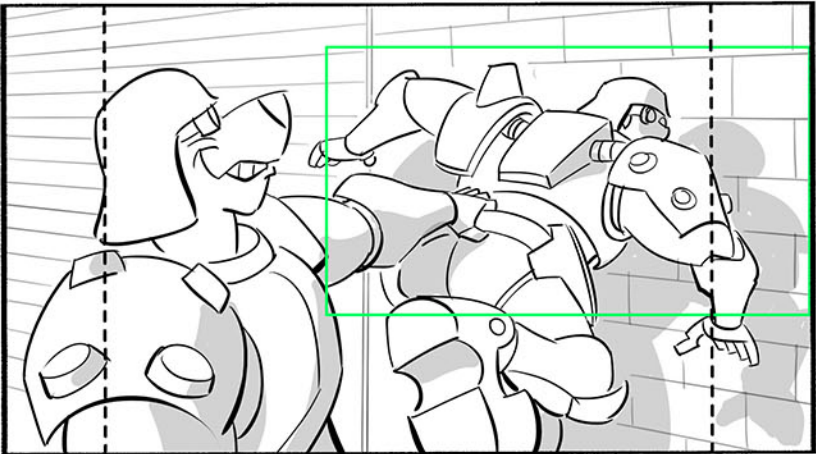


Action Notes




Shaggy raises
his head to look
back






H/U
▽

PAGE: _____

<p>Dialogue</p> <p>Action Notes</p> <p>truck out to see Scooby in armor, holding Shaggy by the waistband</p>	<table border="1" style="width: 100%; border-collapse: collapse;"> <tr> <td style="width: 60%; padding: 2px;">Scene</td> <td style="width: 40%; padding: 2px;">Panel 1</td> </tr> <tr> <td colspan="2" style="text-align: center; padding: 10px;">  </td> </tr> </table>	Scene	Panel 1		
Scene	Panel 1				
					

<p>Dialogue</p> <p>Action Notes</p> <p>Scooby turns and smiles</p>	<table border="1" style="width: 100%; border-collapse: collapse;"> <tr> <td style="width: 60%; padding: 2px;">Scene</td> <td style="width: 40%; padding: 2px;">Panel 2</td> </tr> <tr> <td colspan="2" style="text-align: center; padding: 10px;">  </td> </tr> </table>	Scene	Panel 2		
Scene	Panel 2				
					

<p>Dialogue</p> <p>Action Notes</p> <p>The others smile at Scooby</p>	<table border="1" style="width: 100%; border-collapse: collapse;"> <tr> <td style="width: 60%; padding: 2px;">Scene</td> <td style="width: 40%; padding: 2px;">Panel 1</td> </tr> <tr> <td colspan="2" style="text-align: center; padding: 10px;">  </td> </tr> </table>	Scene	Panel 1		
Scene	Panel 1				
					

Dialogue

Action Notes

All give thumbs up

Scene Panel 2




Dialogue

Action Notes

Cut to Scooby smiling

Scene Panel 1




Dialogue

Action Notes

Shaggy steps in

Scene Panel 2



Dialogue

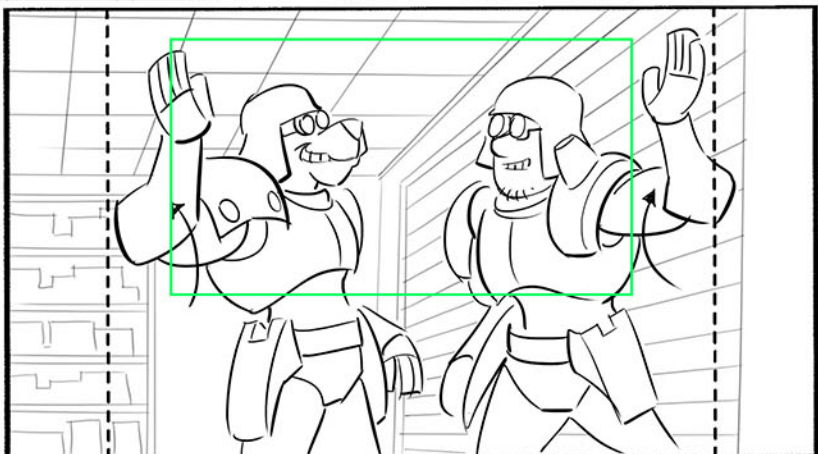
Scene

Panel

3

Action Notes

Truck out as they
antic to high-5



Dialogue

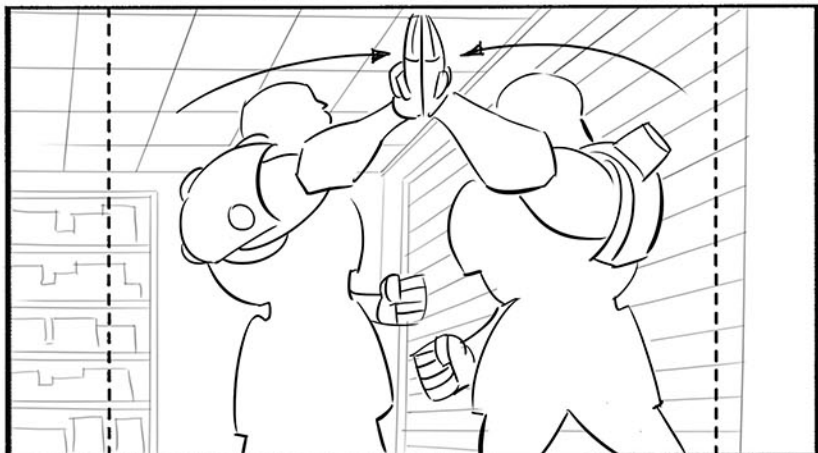
Scene

Panel

4

Action Notes

Their armored
hands slap
together (cut
away on impact)



Dialogue

Scene

Panel

1

Action Notes

BWONNNNNGGG!
Others tremble from
the metal impact



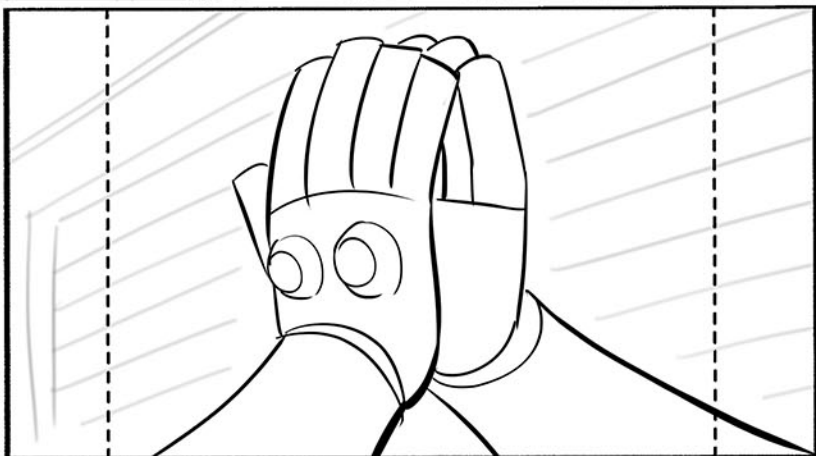


Dialogue

Scene Panel 1

Action Notes

Close on their hands together




Dialogue

Scene Panel 2

Action Notes

swish pan DOWN



Dialogue

Scene Panel 3

Action Notes

End on Shaggy, trembling inside his armor




Dialogue

Action Notes

swish plan LEFT

Scene Panel 4



Dialogue

Action Notes

Scooby trembles inside his armor

Scene Panel 5




Dialogue

Action Notes

Cut to exterior workshop door

Scene Panel 1



Dialogue

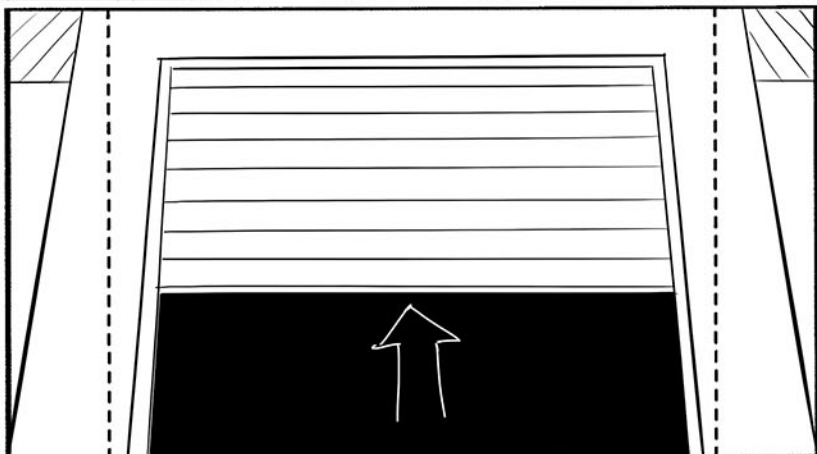
Scene

Panel

2

Action Notes

It opens, revealing
dark interior



Dialogue


Scene

Panel

3

Action Notes

Headlights pop on



Dialogue


Scene

Panel

4

Action Notes

MM tank rolls
forward (cam shake)




Dialogue

Action Notes

It swerves right

Scene Panel 5




Dialogue

Action Notes

-kicks up dust

Scene Panel 6




Dialogue

Action Notes

dust fills frame

Scene Panel 7



☒ WIPE

PAGE: _____

Dialogue

Scene	Panel 1
-------	---------




Action Notes

dust clears
frame, wipes
scene to BLACK

Dialogue

Scene	Panel 2
-------	---------



Action Notes

spark of light
appears in
the blackness
(then go to total
black again)

Dialogue

Scene	Panel 3
-------	---------



Action Notes

pick axe knocks
a hole through
the blackness

Dialogue

Scene

Panel

4

Action Notes

rocks crumble and fall as Sherrif Bronson breaks through



Dialogue

Scene

Panel

5

Action Notes

B pose for A/B cycle



Dialogue

Scene

Panel

6

Action Notes

His arms slump from fatigue



Dialogue

Scene

Panel

7

Action Notes

He glances back as two K-bots step in behind him and stop



Dialogue

Scene

Panel

8

Action Notes

He raises his axe and starts chipping at rocks again



Dialogue

Scene

Panel

9

Action Notes

The K-bots walk away



Dialogue

Scene

Panel

1

Action Notes

pan adjust down
to see entire
cavern

PAN



Dialogue

Scene

Panel

1

Action Notes

Pan right past
citizens working to
dig holes in the
cavern and cart
rocks away. End
on Mayor Nettles



PAN

Dialogue


Scene

Panel

2

Action Notes

she throws a rock
into a mine cart



Dialogue

Scene

Panel

3

Action Notes

she picks up
another



Dialogue

Scene

Panel

4

Action Notes

-throws it in
after the first one



Dialogue

Scene

Panel

5

Action Notes

she slumps forward, exhausted



Dialogue

Scene

Panel

6

Action Notes

Her eyes open as a K-bot steps in behind her



Dialogue

Scene

Panel

7

Action Notes

she weakly reaches for another rock



Dialogue

Scene Panel 8

Action Notes

she stops as the K-bot's hand rests on her shoulder



H/U

Dialogue

Scene Panel 1

Action Notes

She turns (from profile) to look at it



Dialogue

Scene Panel 2

Action Notes

She glances back and looks surprised



Dialogue

(157) SHAGGY
We're busting
out of here
at sundown.


Action Notes

Close on Shaggy
in his K-bot armor

Scene

Panel

1



Dialogue

Like, be
ready and

Action Notes

He glances away...

Scene

Panel

2



Dialogue

spread the
word.

Action Notes

-then back into cam

Scene

Panel

3



Dialogue

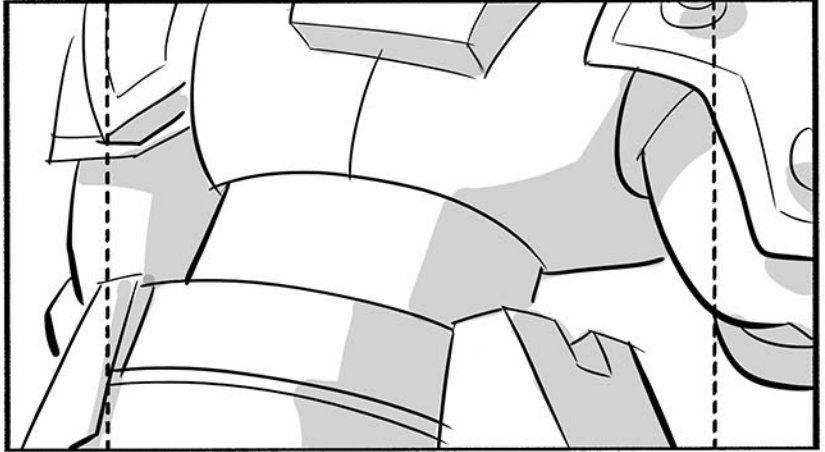
Scene

Panel

1

Action Notes

Cut to Shaggy's back



Dialogue


Scene

Panel

2

Action Notes

truck out as he steps OS, revealing surprised Mayor



Dialogue

Scene

Panel

1

Action Notes

On Daphne's parents, hard at work



Dialogue

(158) SCOOBY:
Big, crazy
uprising.
Sundown.

Action Notes

Both react as
Scooby leans in
to talk to them

Scene

Panel

2



Dialogue

Be there.
And bring
everyone
you know.

Action Notes

He turns to Daphne's
father

Scene

Panel

3



Dialogue

Action Notes

-then moves OS

Scene

Panel

4



Dialogue


Scene

Panel

1

Action Notes

Pan down to see
Velma's parents
taking rocks from
OS



PAN

Dialogue

Scene

Panel

2

Action Notes


Scooby walks
into scene, sees
them both



Dialogue
(158A) SCOOBY:
Mrs. Dinkley.
Glad -

Action Notes


He leans forward to
take their rocks
from them



Dialogue
-you're OK.
We're -

Action Notes

Continued



Dialogue
-taking over
at sundown.

Action Notes

Scooby walks OS.
Shaggy trots
away in BG

